

1 **ARTICLE POST-PRINT**

2

3 **TRANSPORTATION RESEARCH RECORD**

4

5

6

7

8 **Drivers Still Have Limited Knowledge About Adaptive Cruise Control Even When They**  
9 **Own the System**

10

11 **Chelsea A. DeGuzman**

12 Department of Mechanical and Industrial Engineering

13 University of Toronto, Toronto, Canada, M5S 3G8

14

15 **Birsen Donmez**

16 Department of Mechanical and Industrial Engineering

17 University of Toronto, Toronto, Canada, M5S 3G8

18

Post-print

1 **ABSTRACT**

2 Much of the existing research on drivers' understanding of adaptive cruise control (ACC) was conducted  
3 several years ago when ACC was less common. Through an online survey, this study aimed to assess  
4 ACC knowledge among ACC owners and non-owners now that this system is more widely available.  
5 Along with knowledge of ACC features and limitations, demographic information, experience with  
6 technology, and experience with ACC (for owners) were also collected to investigate which factors  
7 predicted understanding of ACC features and limitations. Results showed that owners today may have a  
8 better understanding of some of the main limitations of ACC compared to research conducted 10+ years  
9 ago. However, a large percentage of owners still had misperceptions about their ACC system. While  
10 owners had a slightly higher percentage of correct answers overall, they did not differ from non-owners in  
11 their knowledge of limitations. As this technology is becoming more common, even non-owners may be  
12 becoming aware of common limitations; owning and using ACC does not seem to result in a better  
13 understanding of the system. Higher income was associated with a higher percentage of correct responses  
14 on the ACC knowledge questionnaire for both owners and non-owners, and for non-owners, higher  
15 education level was also significantly associated with a higher percentage of correct responses. Future  
16 research should focus on developing training materials that are accessible to all drivers, so that drivers in  
17 lower education and income groups are also supported to understand how ACC works and benefit from  
18 this technology.

19  
20 **Keywords:** Driving automation, automated vehicle, mental model, ACC, ADAS, ownership

## 1 INTRODUCTION

2 In addition to the standard cruise control capabilities, adaptive cruise control (ACC) can control a  
3 vehicle's acceleration and braking to maintain a set following distance behind a lead vehicle (when the  
4 lead vehicle is travelling at or below the set speed). When using ACC, the driver is responsible for  
5 monitoring the roadway at all times to determine when they need to resume control of the acceleration  
6 and braking (1). While ACC was initially only available in luxury vehicles, it is now a standard feature on  
7 more affordable vehicles like the Toyota Corolla (2). With ACC becoming more widely available,  
8 research on drivers' understanding of this technology is becoming increasingly important, as drivers'  
9 knowledge of a system's limitations is critical to them using it safely. In fact, the United Nations  
10 Economic Commission for Europe (UNECE) recently proposed a regulation for automated driving  
11 systems (3), which control a vehicle's lateral and longitudinal movement and allow the driver to  
12 disengage from the driving task (i.e., SAE Level 3 driving automation, 1). The UNECE regulation  
13 requires automated driving systems to be assessed for safety, including consideration of reasonable  
14 misuse or misunderstanding by the driver (3). While the regulation does not cover lower levels of  
15 automation (i.e., ACC only), understanding drivers' misperceptions about currently available driving  
16 automation, like ACC, can help inform safety measures for higher levels of automation.

17 Research shows that an incorrect or incomplete understanding of ACC is associated with a higher  
18 willingness to use ACC in situations that are beyond its capabilities (4). Further, a simulator study  
19 showed that among drivers who owned a vehicle with ACC (ACC owners), knowledge that ACC did not  
20 react for stationary vehicles was associated with drivers taking over sooner when a stationary vehicle  
21 appeared ahead (5). Thus, being aware of ACC limitations can result in safety benefits for drivers and  
22 other road users who will interact with drivers using ACC.

23 However, one study found that approximately 70% of drivers reported being unaware of any  
24 limitations of the ACC in their vehicle (6). Dickie and Boyle (4) found that only 42% of ACC owners  
25 were aware of all three ACC limitations they were asked about (ACC does not always work in stop-and-  
26 go traffic, when there is a vehicle stopped in the lane ahead, or on curvy roads). In a survey study  
27 conducted in 2014 that included both ACC owners and non-owners (drivers who did not own a vehicle  
28 with ACC), only 17% of respondents correctly answered a question used to measure their understanding  
29 of ACC (7). While informative, these studies were conducted 6+ years ago when ACC was less common.  
30 The technology has also matured since these studies were published, with many systems now able to slow  
31 the vehicle to a stop in stop-and-go traffic. A more recent study surveyed users of Tesla Autopilot, which  
32 has both ACC and a lane keeping assist (LKA) system to control steering, and found that most users rated  
33 their knowledge level as "above average" (8). However, the survey did not ask about specific system  
34 limitations to confirm whether the users had an adequate understanding of these automated driving  
35 systems. More current research is needed to determine what drivers today know about ACC.

36 There is also limited research on factors that might influence ACC knowledge, such as how  
37 drivers learn about the technology. Previous research showed that drivers who own vehicles with  
38 advanced driver assistance systems (ADAS), such as ACC, most often learned about these systems by  
39 reading a manual (55% of respondents), with trial and error (53% of respondents) and dealership staff  
40 (around 40% of respondents) being two other commonly reported ways of learning (9). However, drivers'  
41 ADAS knowledge was not assessed to investigate whether certain learning methods were associated with  
42 a better understanding of the technology. A survey by McDonald, Carney, and McGehee (10) similarly  
43 found that ACC owners most commonly learned about ACC from an owner's manual (48%) and trial and  
44 error (34%). The authors included several questions to assess basic ACC knowledge, but did not  
45 investigate whether knowledge differed based on learning method.

46 Prior research studying the effectiveness of individual learning methods typically involved  
47 training participants in more controlled experimental settings, which may not replicate how people  
48 actually learn about ADAS. For example, some studies provided participants with written descriptions of  
49 ACC to mimic reading an owner's manual and found that drivers may forget about limitations that they  
50 read about in a manual if they do not experience them (11, 12). Krake et al. (13) found that in a sample of  
51 drivers who had previous experience with ACC, watching videos (containing information from an

1 owner's manual) did not result in better knowledge of the ACC in that vehicle. While these studies are  
2 valuable to inform which training methods may not be effective, in reality, people may pay less attention  
3 when reading an owner's manual, or they may learn using a variety of methods, and thus survey studies  
4 are also needed to evaluate different learning methods. There is a lack of research comparing whether  
5 certain learning methods, as they are currently used by the driving population, are associated with a better  
6 understanding of the ACC technology than others.

7 Other factors, like experience with ACC and demographics, may also affect ACC knowledge.  
8 Research has shown that owners who have used ACC for a longer period of time were more likely to be  
9 aware of system limitations (4, 14). In contrast, Jenness et al. (6) found that neither level of experience  
10 with ACC nor age was associated with owners' awareness of ACC limitations. However, experience level  
11 was inferred from mileage driven in the vehicle, and thus it may not have accurately reflected how much  
12 the participants actually used the ACC. Further research is needed to clarify the role of experience on  
13 drivers' understanding of ACC. To the best of our knowledge, other demographics that may influence  
14 ACC knowledge, such as education, income, and familiarity with technology, have yet to be investigated.  
15 Lee et al. (15) found that younger age, higher education, and reporting being an early adopter of  
16 technology were significant predictors of acceptance of ACC, but research is needed to investigate  
17 whether these demographics are also related to ACC knowledge.

18 We conducted an online survey to understand ADAS (ACC and LKA) knowledge among current  
19 drivers. In the current paper, we analyzed ACC-related components of this survey to address the  
20 previously stated gaps in the literature in the following ways. The survey aimed to assess ACC knowledge  
21 among ACC owners and non-owners (who had no experience using ACC) now that it is more widely  
22 available. Non-owners were included in this study because with ACC becoming available in an increasing  
23 number of vehicles, many non-owners may soon drive vehicles (e.g., rentals) or own vehicles with this  
24 technology. Demographic variables and level of experience with ACC (among owners) were collected to  
25 investigate their relation to ACC knowledge. Participants were asked what methods they have used to  
26 learn about ADAS (either ACC or LKA) in the past. This item is used in the current analysis to assess  
27 which ADAS learning methods are currently most common, but also whether certain methods are  
28 associated with a better understanding of ACC.  
29

## 30 **METHODS**

### 31 **Survey Design and Procedure**

32 Participants were recruited through Mechanical Turk (an online crowdsourcing platform), online postings  
33 (e.g., Facebook, Kijiji), and emails to individuals who had completed a screening survey for our previous  
34 studies and indicated that they would like to be contacted for future studies. Initially, we recruited  
35 participants with varying levels of experience with ACC and LKA; the only requirements were that  
36 participants had to have a valid driver's license (so that they were a potential user of ADAS) and live in  
37 the United States or Canada. A brief screening questionnaire was presented before the survey to screen  
38 out participants who did not meet the inclusion criteria. Following the screening questionnaire,  
39 participants were given information about the study and provided informed consent. They then completed  
40 section one of the survey in which they reported demographics, driving habits, how they learned about  
41 ADAS (ACC or LKA) in the past, and how they would prefer to learn about these systems. Past ADAS  
42 learning and learning preference were one question each and participants were asked to consider both  
43 ACC and LKA. Drivers were additionally asked how frequently they used the ACC and/or LKA in their  
44 vehicle. Several questions in this section were adapted based on a review of previous surveys about ACC  
45 (10, 16) and ADAS (17). The survey was launched in March 2020, after the COVID-19 pandemic  
46 resulted in many people spending increasing amounts of time at home. Thus, participants were asked to  
47 report their driving habits before the pandemic. They were also asked to report their yearly income from  
48 2019 as income may have also been affected by COVID-19.

49 To assess participants' knowledge about driving automation, section two of the survey included a  
50 questionnaire about ACC and LKA. The questionnaire was separated by system (i.e., participants  
51 completed two questionnaires, one for ACC and one for LKA), however only the ACC data is analyzed in

1 this paper. Whether ACC or LKA was presented first was randomized across participants (55% had ACC  
2 first). The items for this section were developed based on a review of previous questionnaires assessing  
3 knowledge of ACC (11, 16, 18) followed by a review of owner’s manuals for various vehicles with ACC  
4 and LKA to identify features and limitations of each system. For the ACC questionnaire (see Appendix),  
5 participants were presented with 51 items in two parts, and the order of the two parts was randomized  
6 (51% had part one first). The first part asked participants whether the given statements about ACC were  
7 true (yes or no) and the second part presented participants with a list of situations and asked whether the  
8 ACC might have difficulty in each situation (yes or no). Owners were asked to consider their own vehicle  
9 when answering whether the statements about ACC were true and whether the ACC might have difficulty  
10 in a given situation, whereas non-owners were asked to consider whether the statements were true for any  
11 ACC system and whether any system might have difficulty in a given situation. For all items, participants  
12 could answer “I don’t know”, however if they did answer yes or no, they were also asked to rate their  
13 confidence in that response from 1 (very low confidence) to 7 (full confidence). Participants also rated  
14 their trust in ACC and LKA, using questions adapted from previous research (19), however the trust  
15 analysis is not within the scope of the current analysis. The entire questionnaire went through several  
16 rounds of updates based on review and feedback from within our research group. The survey took  
17 approximately 20-25 minutes to complete.

18 We did an initial round of data collection and inspected the data to assess the distribution of  
19 participants based on their experience with ACC and LKA. Inspection of the data revealed that only a  
20 small portion of respondents were non-owners who had used ACC or LKA before (21 out of 136). Thus,  
21 we excluded these participants as we did not believe that we would be able to get a large enough sample  
22 for this group. We then continued data collection (approximately two weeks later), and for this second  
23 round of data collection, participants were required to either (1) be non-owners with no experience with  
24 ACC or LKA (will be referred to as non-owners throughout the rest of the paper) or (2) own a vehicle  
25 with ACC or LKA. For the second round of data collection, the screening questionnaire was updated to  
26 include a question that asked participants whether they owned a vehicle with ACC or LKA and if not,  
27 whether they had ever used these systems.

## 28 **Participants**

29 Participants recruited through Mechanical Turk were compensated \$4 (USD) for completion of the  
30 survey. For participants recruited through other venues, the incentive to participate was entry into a raffle  
31 to win a \$100 (USD) gift card. One gift card was purchased for approximately every 25 participants, and  
32 participants were informed through the recruitment postings and consent form that their chance of  
33 winning was approximately 1 in 25. The survey was completed by 160 owners and 303 non-owners.  
34 Forty owners and 41 non-owners were excluded for completing the survey in a time frame that was too  
35 short to have read and responded to all questions or for failing attention checks (e.g., an item stating  
36 “Please answer yes and full confidence” among a list of items in section two of the survey; see Survey  
37 Design and Procedure section); these participants were not compensated. Of the remaining 120 owners,  
38 18 were excluded because the vehicle they reported owning did not have ACC as an available option, and  
39 a further 12 owners were removed because they indicated that they never used the ACC in their vehicle  
40 (final N=90; 41F, 49M; 51% from Mechanical Turk). Of the remaining 262 non-owners, seven were  
41 removed because they answered “I don’t know” for all items and two were removed because they were  
42 still in high school (final N=253; 117F, 136M; 56% from Mechanical Turk). The average age of the final  
43 sample for owners was 35.8 (SD=11.4) and for non-owners was 35.8 (SD=13.4).

## 44 **Analysis**

45 We analyzed owner and non-owner data separately because we assessed owners’ knowledge of the ACC  
46 in their own vehicle and non-owners’ knowledge of currently available ACC in general. Owners’  
47 responses were scored based on a review of their vehicle manual. However, if a manual failed to list a  
48 known limitation of ACC systems (e.g., difficulty detecting stopped vehicles), that general limitation was  
49 still utilized in the scoring of participant knowledge. The review of each participant’s vehicle manual was  
50  
51

1 mainly to assess the features (e.g., could it slow down to a stop) in order to score the relevant items  
2 correctly. Owners owned vehicles from 21 manufacturers, with the most common being Toyota (34% of  
3 owners), followed by Honda (12% of owners). Vehicles from all other manufacturers were owned by less  
4 than 10% of the participants.

5 The main dependent variable used to assess ACC knowledge was the percentage of items  
6 participants answered correctly (percent correct). For both owners and non-owners, we used a median  
7 split on the percent correct data to compare whether participants with a higher percent correct used  
8 different methods to learn about ADAS than those with a lower percent correct. Chi-square tests were  
9 conducted for each learning method (separately for owners and non-owners) to test whether there was an  
10 association between using that learning method (yes or no) and percent of correct answers (higher or  
11 lower). When expected values were  $< 5$  in any cells, Fisher's exact test was used.

12 To investigate the potential factors that are related to knowledge about ACC, we then built  
13 regression models (one for owners and one for non-owners) with percent correct as the outcome variable  
14 and the following predictors:

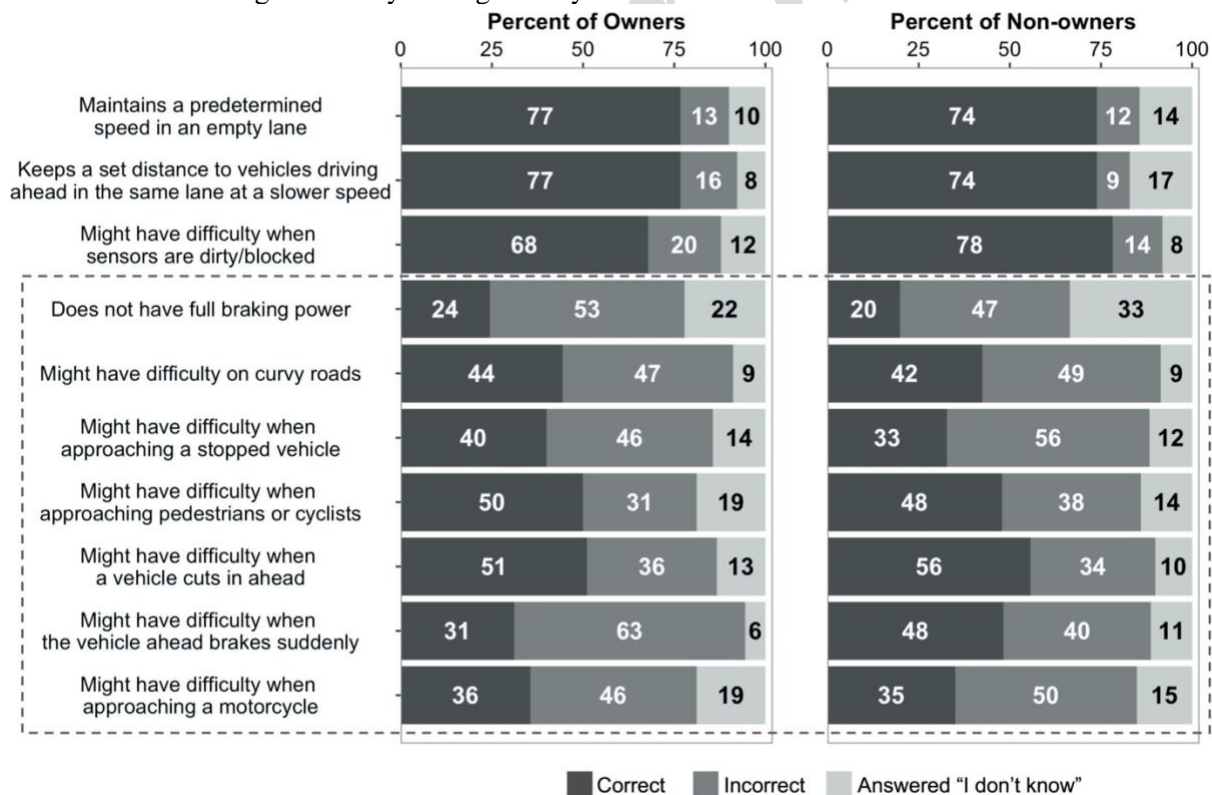
- 15 • Number of learning methods: a count of the number of methods the participant used to learn  
16 about ADAS in the past. Participants were asked to check all of the ways they had learned about  
17 ADAS from the following: "Read the vehicle manual", "Asked sales staff at the dealership for  
18 information", "Sales staff at the dealership offered information (you did not specifically ask)",  
19 "Asked a friend or family member for information", "Friends or family were talking about ADAS  
20 (you did not specifically ask)", "Looked for information on the internet", "Searched for online  
21 videos", "Saw a video or commercial by chance", "Drove the vehicle to learn by trial and error"  
22 (for owners only), "Observed ADAS as a passenger", and "Other (please specify)". For owners:  
23  $M=2.8$ ,  $SD=1.6$ . For non-owners:  $M=1.3$ ,  $SD=1.4$ .
- 24 • Technology familiarity: an average of three items (all ranging from 1 to 10). The first two items,  
25 regarding participants' level of experience with technology and the degree to which they consider  
26 themselves an early adopter of new technology, were taken from (20, 21). The third item, which  
27 asked how easy participants found it to learn new technology, was added for this survey. For  
28 owners:  $M=8.2$ ,  $SD=1.4$ . For non-owners:  $M=7.8$ ,  $SD=1.4$ .
- 29 • Education: highest level of education completed. This predictor had three levels (high school,  
30 some postsecondary, or college degree was used as the reference group):  
31 (1) high school, some postsecondary, or college degree (owner  $N=22$ , non-owner  $N=99$ )  
32 (2) bachelor's degree (owner  $N=37$ , non-owner  $N=106$ )  
33 (3) graduate or professional degree (owner  $N=31$ , non-owner  $N=48$ ).
- 34 • Age (for owners,  $M=35.8$ ,  $SD=11.4$ ; for non-owners,  $M=35.8$ ,  $SD=13.4$ ). (Descriptive statistics  
35 for age and sex are also reported in the Participants section.)
- 36 • Sex (for owners, 41F, 49M; for non-owners, 117F, 136M)
- 37 • Income: the participant's yearly household income for 2019. Participants reported income by  
38 selecting from nine income ranges. The median income in the U.S. for 2018 was \$63,000 (22),  
39 which was contained within the "\$50,000 to \$74,999" range in our survey, so we split income  
40 into two levels: less than \$75,000 and \$75,000 or greater. Fifty-one owners were in the lower  
41 income level and 39 were in the higher income level; income less than \$75,000 was used as the  
42 reference group. For non-owners, this split was imbalanced (lower  $N=182$ , higher  $N=71$ ), so we  
43 split the lower group further into less than \$40,000 ( $N=83$ ) and \$40,000 to \$74,999 ( $N=99$ ). Pew  
44 Research Center (23) considers lower income households to be those with an income less than  
45 67% of the median income (\$42,000 for 2018), which is consistent with the cutoff point we used.  
46 For non-owners, income less than \$40,000 was used as the reference group.
- 47 • Experience (owners only): level of experience with ACC. This predictor had two levels: lower  
48 (owners reported using ACC rarely or sometimes;  $N=65$ ) and higher (owners reported using ACC  
49 most of the time or almost every time they drove;  $N=25$ ). Lower experience was used as the  
50 reference group.

## 1 RESULTS

### 2 Knowledge About ACC

3 Owners, on average, answered 51% of all items correctly ( $SD=13.5$ ), with scores ranging from 4% to  
 4 80%. Figure 1 includes two items from the survey that related to the main purpose of ACC (“Maintains a  
 5 predetermined speed in an empty lane” and “Keeps a set distance to vehicles driving ahead in the same  
 6 lane at a slower speed”) and several items relating to features/limitations that are commonly considered in  
 7 automated driving research (e.g., 4, 12, 24–26). While approximately 40% of owners correctly reported  
 8 that their ACC system might have difficulty when driving on curvy roads or when approaching a  
 9 stationary vehicle, 46-47% of owners incorrectly thought that their ACC system would not have difficulty  
 10 in these situations.

11 Non-owners, on average, answered 45% of the items correctly ( $SD=15.0$ ), with a range of 2% to  
 12 78%. When looking at individual survey items, the responses were similar between owners and non-  
 13 owners. Most owners and non-owners (68-78%) knew the main purpose of the system and that it might  
 14 have difficulty if the sensors were blocked or dirty (the three items at the top of Figure 1). There were  
 15 also some common misperceptions among owners and non-owners (items in the dashed-line box in  
 16 Figure 1). Around half of owners and non-owners incorrectly thought that ACC had full braking power.  
 17 Further, like the owners, around half of non-owners were unaware that ACC might have difficulty when  
 18 approaching a stationary vehicle or when driving on curvy roads. In fact, the percentage of incorrect  
 19 responses is similar for owners and non-owners ( $\leq 10\%$  difference) for all items in Figure 1, except for  
 20 “Might have difficulty when the vehicle ahead brakes suddenly”, which 63% of owners answered  
 21 incorrectly, compared to only 40% of non-owners. These results indicate that even with experience using  
 22 ACC, the owners do not seem to have a better understanding of their own ACC system compared to non-  
 23 owners’ understanding of ACC systems generally.



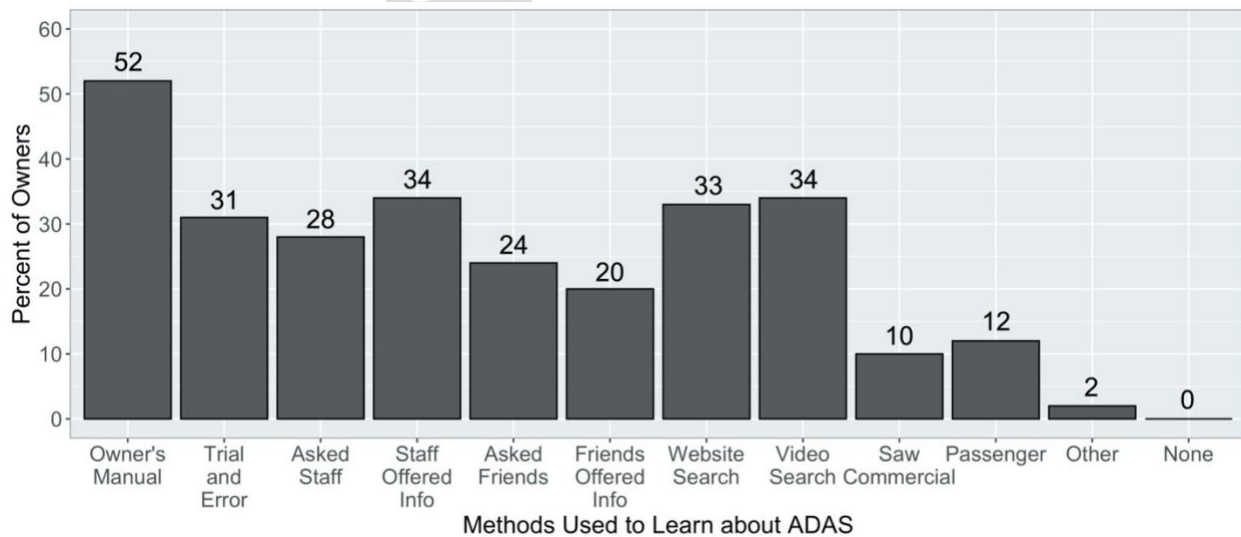
24  
 25 **Figure 1:** Percent of owners and non-owners who answered correctly, incorrectly, and “I don’t know” for  
 26 individual items on the knowledge questionnaire. For the figure, items were recoded to be true statements.  
 27 The dashed-line box highlights misperceptions among owners and non-owners (items that a relatively  
 28 large proportion of participants answered incorrectly).

To statistically compare owners and non-owners, we calculated a revised percent correct based on just the items that had the same response for all vehicles (see Appendix: underlined items were removed for this analysis). In other words, the correct answers for these items were the same for non-owners and owners, regardless of their vehicle. Overall, owners had a higher percent correct,  $t(171.2)=2.71$ ,  $p=.007$ , answering 52% correctly compared to non-owners who answered 47% correctly. However, when we examined the percent correct for items related specifically to ACC limitations, there was no significant difference between owners and non-owners,  $t(159.1)=0.49$ ,  $p=.6$ . On average, owners answered 47% of limitation-related items correctly and non-owners answered 46% correctly. The difference in the revised percent correct between owners and non-owners was driven by the other items which asked about the general purpose of ACC and how to operate it (e.g., how to engage/disengage it),  $t(178.2)=4.73$ ,  $p<.001$ , with owners answering 59% correctly and non-owners answering 49% correctly on average.

### Past Learning Methods

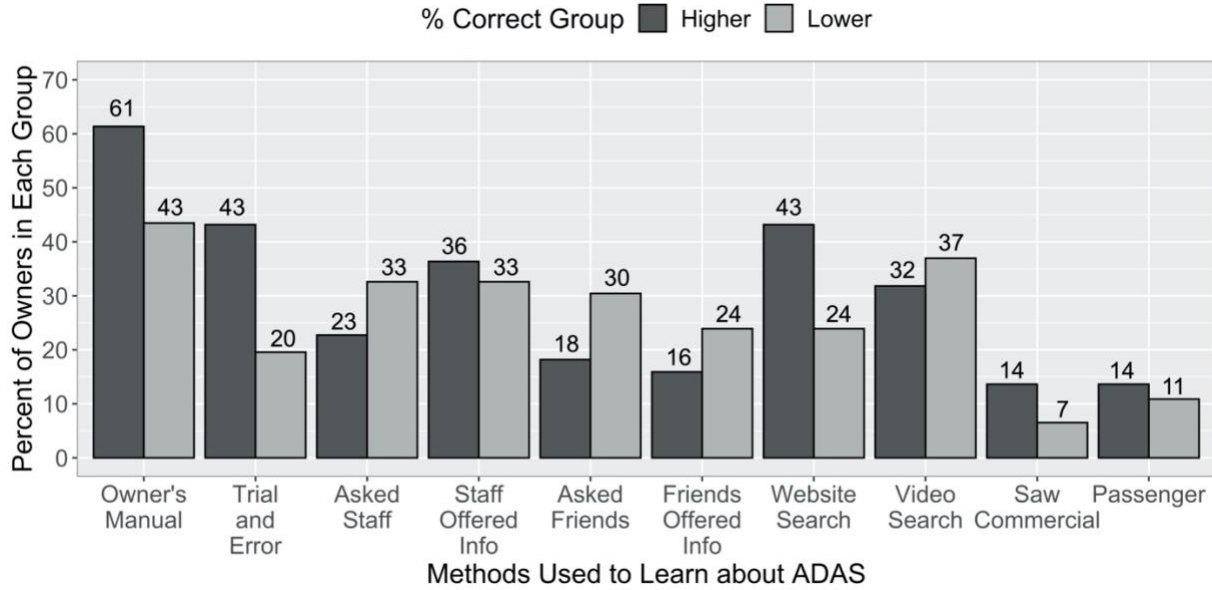
All owners reported using at least one method to learn about the ADAS in their vehicle, with most owners (77%) using multiple methods. Owners most frequently reported learning by reading an owner's manual, however only about half them reported doing so (see Figure 2). The next most common learning methods were learning from staff at the dealership and searching for videos.

Although on average owners did not perform well on the ACC knowledge questionnaire, there was variance in their performance as reported earlier. We split the data to explore whether owners who had a better understanding of ACC differed from those with a worse understanding in terms of how they learned about ADAS. Owners were split into two groups based on total percent correct (Median=49.0). The higher group consisted of owners who answered more than 50% correct (N=44) and the lower group consisted of those who answered 50% or fewer items correctly (N=46). The percentage of owners who used each learning method was plotted for the higher and lower group (see Figure 3). While various learning methods have slight differences between groups, chi-square tests revealed that trial and error was the only learning method that was significantly associated with having a higher percent correct,  $\chi^2=5.85$ ,  $p=.02$ . Odds of being in the higher group were 3.12 times higher (95% CI: 1.22, 8.01) for owners who learned by trial and error. There was a marginally significant effect of searching for information on websites ( $\chi^2=3.76$ ,  $p=.053$ ), with the odds of being in the higher group being 2.42 times higher (95% CI: 0.98, 5.96) for owners who searched for information on websites.



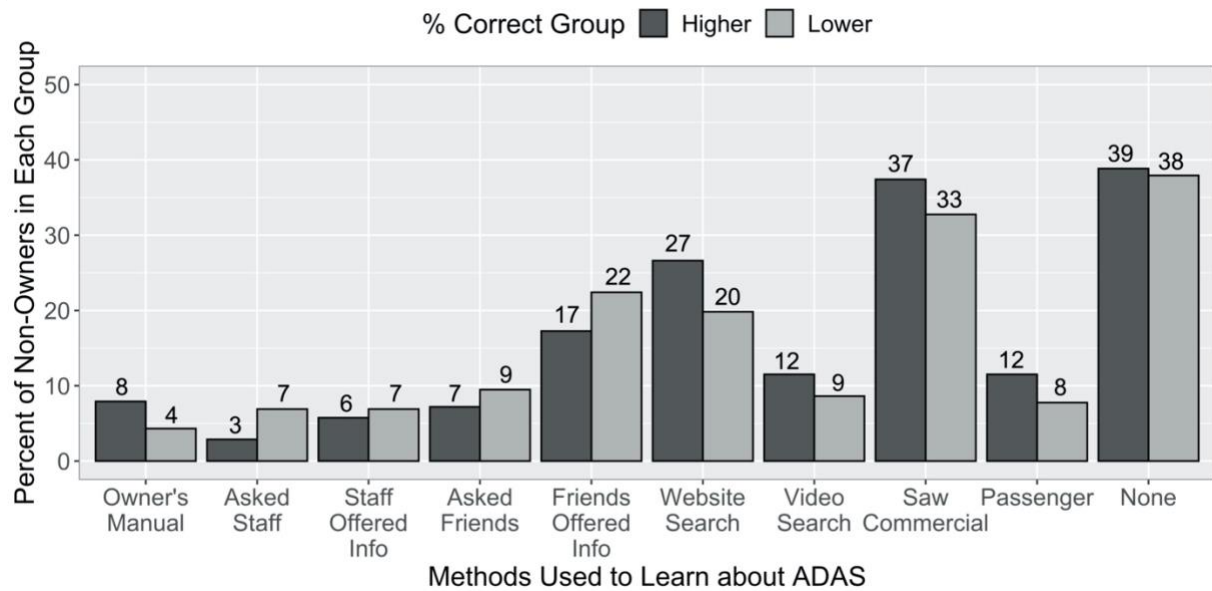
**Figure 2:** Learning methods used by owners (participants could select all that applied).





**Figure 3:** Percentage of owners in the higher and lower groups who used different methods to learn about the ADAS in their vehicle. Higher and lower groups were created using a median split on the total percent of correct items among owners.

Thirty-nine percent of non-owners reported never learning about ACC or LKA. For those who did, the most common method of learning was from a commercial (reported by 36% of non-owners), followed by searching for information on websites and having friends offer information (reported by 24% and 20% of non-owners, respectively). Splitting non-owners into two groups (higher and lower) using a median split on percent correct (Median=47.1), it was found that the higher (N=127) and lower (N=126) groups were similar in the learning methods that they used (see Figure 4). Results of chi-square tests indicated no significant associations between using a specific learning method and having a higher percent correct.



**Figure 4:** Percentage of non-owners in the higher and lower groups who used different methods to learn about ADAS. Higher and lower groups were created using a median split on the percent of correct items among non-owners.

## 1 Factors Related to Knowledge About ACC

2 For owners, income and age were significant predictors of percent correct (Table 1). Owners with a yearly  
3 household income of \$75,000 or greater answered more items correctly, while older owners answered  
4 fewer items correctly. However, there was also a marginally significant age by sex interaction, whereby  
5 there was only an effect of age for females (see Figure 5).

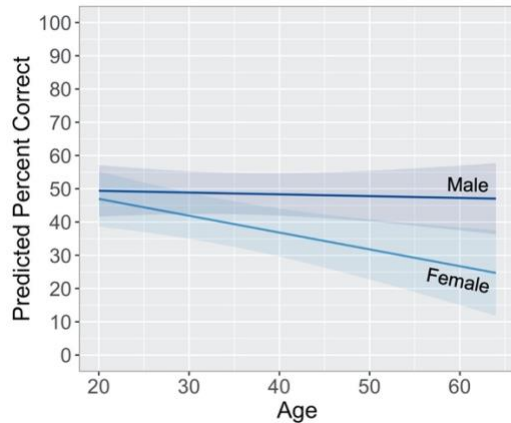
6 Given that income was a significant predictor of percent correct, we explored whether owners  
7 with higher income were more likely to own luxury vehicles, as luxury vehicles may have more  
8 sophisticated interfaces that help convey more information about the ACC. Forty-four percent of owners  
9 in the higher income group owned a luxury vehicle, compared to 31% of owners in the lower income  
10 group. However, chi-square analysis indicated no significant relationship between income and having a  
11 luxury vehicle ( $\chi^2=0.59, p=.4$ ).

12 For non-owners, education and income were significant predictors (Table 1). Having a graduate  
13 or professional degree and a yearly household income of \$40,000 or greater were associated with a higher  
14 percentage of correct responses. There was no difference in percent correct between non-owners in the  
15 \$40,000 to \$74,999 income group and those in the \$75,000 or greater income group,  $t(152.6)=0.36, p=.7$ .

16  
17 **TABLE 1 Results of Regression Models Predicting Percent Correct for Owners and Non-Owners**  
18

	Estimate	Standard Error	t-value	p-value
<b>Owners, <math>R^2=.26, F(9, 80)=3.16, p=.003</math></b>				
Intercept	59.54	11.12	5.36	< .001
Number of Learning Methods	0.27	0.87	0.31	.76
Technology Familiarity	-0.39	1.03	-0.38	.71
Education (High school, college, or some postsecondary degree)				
Bachelors, graduate, or professional degree	4.55	3.49	1.30	.20
Graduate or professional degree	4.94	3.68	1.34	.18
Income (less than \$75,000)				
\$75,000 or greater	<b>5.99</b>	<b>2.72</b>	<b>2.20</b>	<b>.03</b>
Age	<b>-0.28</b>	<b>0.12</b>	<b>-2.33</b>	<b>.02</b>
Sex (Female)				
Male	-6.63	8.94	-0.74	.46
Age x Sex	<b>0.45</b>	<b>0.24</b>	<b>1.91</b>	<b>.06</b>
Experience (Lower)				
Higher	1.42	3.16	0.45	.65
<b>Non-owners, <math>R^2=.09, F(8, 243)=2.83, p=.005</math></b>				
Intercept	38.34	6.18	6.21	< .001
Number of Learning Methods	0.01	0.72	0.02	.99
Technology Familiarity	0.17	0.68	0.25	.80
Education (High school, college, or some postsecondary degree)				
Bachelor's degree	0.75	2.09	0.36	.72
Graduate, or professional degree	<b>7.76</b>	<b>2.62</b>	<b>2.97</b>	<b>.003</b>
Income (less than \$40,000)				
\$40,000 to \$74,999	<b>7.25</b>	<b>2.24</b>	<b>3.23</b>	<b>.001</b>
\$75,000 or greater	<b>5.95</b>	<b>2.43</b>	<b>2.45</b>	<b>.01</b>
Age	-0.04	0.07	-0.57	.57
Sex (Female)				
Male	1.09	1.91	.57	.57

Notes: For categorical variables, the reference level is shown in parentheses. Higher experience = used ACC most of the time or almost every time they drove, lower experience = used ACC rarely or sometimes. Significant ( $p<.05$ ) and marginally significant results are bolded.



**Figure 5:** Predicted percent correct by age and sex, based on the regression model for owners. Shaded bands represent 95% confidence interval.

## DISCUSSION

Our results suggest that owners today may have a better understanding of the ACC limitations that have been investigated in survey studies over the past 10+ years. Forty percent of owners correctly reported that their ACC system might have difficulty when approaching a stationary vehicle, and 44% were aware that their ACC system might have difficulty on roads with curves. These results are consistent with Dickie and Boyle's (4) 2009 study which found that 42% of the 55 surveyed owners were aware of these limitations. However, larger surveys conducted around the same time indicated that a lower percentage of drivers knew about these limitations. In a 2006 paper, only 1% of owners correctly identified that ACC would not detect a stopped vehicle ahead (27). In their 2008 paper, Jenness et al. (6) found that 34% of owners correctly identified that their ACC system would work "poorly" or "not at all" on a curvy road, and only 22% correctly reported that their ACC system would work "poorly" or "not at all" when approaching a stationary vehicle. These results, combined with our current findings, suggest that as ACC has been available for a longer period of time and become more common, more owners have become aware of these limitations. However, despite a larger percentage of owners being able to correctly identify these limitations in our study, there was still a large percentage of owners (over 40%) who incorrectly believed that their ACC system would not have difficulty in these situations. In addition, our results showed that while owners had a higher percentage of correct answers than non-owners for items that related to the purpose and features of ACC, there was no significant difference in their knowledge of ACC limitations. As this technology is becoming more common, even non-owners may be becoming aware of the limitations, and owning and using ACC does not seem to result in an increased awareness of system limitations.

Consistent with previous research (9, 10), approximately half of the owners reported learning about ADAS in their vehicle from an owner's manual. While around half of the owners surveyed by Abraham, Reimer, and Mehler (9) reported learning about ADAS using trial and error, our results are more in line with those of McDonald et al. (10), with only 29% of owners in our sample reporting to learn by trial and error (34% in McDonald et al.'s sample). Although an owner's manual contains information about ACC features and limitations, reading a manual may not be sufficient to understand and remember all of the limitations. When the owner data was split into higher and lower groups based on the percentage of correct responses, a higher percentage of owners in the higher group read their owner's manual compared to those in the lower group. However, we did not find a significant association between reading an owner's manual and having a higher percentage of correct answers. Further, almost half of owners in the lower group also read an owner's manual, and thus simply reading a manual does not guarantee a better understanding of ACC. It may be that some owners reported reading a manual even if they only read small portions of it. Prior work on driving in general showed that drivers typically do not read an entire manual (28). In the current study, we did not ask whether owners had read the whole section on

1 ACC, and thus they may have gotten some information about ACC from a manual without thoroughly  
2 reading all relevant information. The quality of the information presented in an owner's manual could  
3 also be a factor. For example, only 24% of owners knew that ACC did not have full braking power. In the  
4 current study, owners had vehicles from 21 different manufacturers and the manuals for eight of these  
5 manufacturers did not mention that ACC had limited braking power. Thus, even if drivers read the entire  
6 ACC section of a manual, training materials may not contain all the relevant information to give drivers  
7 sufficient knowledge of the system. We did not control for this variation in information across different  
8 manuals, which is a limitation of our analysis.

9 Studies show that limitations are forgotten over time unless they are experienced (11, 12), which  
10 may explain why trial and error was the only learning method among owners that had a significant  
11 association with having a higher percentage of correct responses. If drivers forget limitations they have  
12 learned (through reading an owner's manual or any other method) unless they experience them, drivers  
13 who experiment with their system through trial and error may encounter and thus remember more  
14 limitations of their ACC system. We also found a marginally significant association between searching  
15 for information on websites and answering a higher percentage of items correctly. Searching for  
16 information on the internet may return information from a wider range of sources that may be easier to  
17 understand than an owner's manual, or owners may be searching for specific information about their ACC  
18 system after using it to get a better understanding of how it works. However, further research would be  
19 needed to investigate what information drivers search for on the internet and whether they find it to be  
20 more informative than an owner's manual.

21 The non-owner data was also split into higher and lower groups based on the percentage of  
22 correct responses. Both visual inspection of the data and chi-square tests suggest that for non-owners,  
23 none of the learning methods included in this study were associated with better knowledge of ACC. Since  
24 we focused on non-owners with no experience with ACC, we could not assess whether learning through  
25 trial and error was also effective for non-owners. In general, our results do not indicate that one method of  
26 learning clearly results in a better understanding of the system, which is consistent with training research  
27 showing that the way ADAS information was presented to drivers (owner's manual versus multimedia  
28 training) did not significantly affect driver knowledge of system limitations (29). However, an important  
29 limitation of our study is that we asked participants how they have learned about either ACC or LKA in  
30 the past. In other words, they did not separately report how they learned about ACC. It is possible that we  
31 did not find an association between learning methods and percentage of correct responses because some  
32 of the methods participants reported using may have been used to learn about LKA and not ACC. In  
33 addition, participants often learned using more than one method, and thus our comparisons do not reflect  
34 the isolated effect of each learning method. Due to sample size limitations, we were not able to assess the  
35 various combinations of learning methods for their effect on knowledge. Future research is needed to  
36 confirm our findings based on participants' past learning about ACC specifically and to investigate  
37 whether certain combinations of learning methods are more effective in improving drivers' knowledge of  
38 system limitations.

39 For owners, age significantly predicted percent correct, with older drivers having a lower percent  
40 correct on average. However, there was a marginally significant age by sex interaction, whereby this  
41 effect was only found for females. There appeared to be no effect of age on percent correct for male  
42 owners. Previous research suggests that males and younger people have a higher interest in automated  
43 vehicles (e.g., 30, 31). Thus, males of all ages may be motivated to learn about ACC, whereas for females  
44 it may be primarily the younger owners who are interested in learning about and using ADAS. However,  
45 our results were only marginally significant and future research is needed to explore this potential age-sex  
46 interaction. In addition, income significantly predicted percent correct for owners: owners with a yearly  
47 household income of \$75,000 or greater had a higher percent of correct responses compared to those with  
48 a yearly household income less than \$75,000. One potential reason for this effect may be that owners with  
49 higher income own luxury vehicles that have more sophisticated interfaces to convey ACC-related  
50 information, which may result in a better understanding of the system. Descriptive statistics revealed that  
51 a higher percentage of owners with higher income had luxury vehicles (44%, compared to 31% of owners

1 with income less than \$75,000). Statistical analysis indicated no significant association between income  
2 and having a luxury vehicle, however we may not have had enough power with our sample size to detect  
3 a significant difference. Future research could investigate differences in owner understanding of ADAS  
4 for different vehicle manufacturers. For non-owners, both income and education level were significant.  
5 Non-owners with a graduate or professional degree had a higher percent of correct answers, as did those  
6 who had a yearly household income of \$40,000 or greater.

7 Higher income and higher education have been found to be associated with greater interest in and  
8 more positive attitudes towards automated vehicles, respectively (31, 32). The better performance of  
9 higher income owners and higher income and higher education non-owners on the knowledge  
10 questionnaire may be due, in part, to an increased interest in ACC technology and subsequently seeking  
11 out more information about it. However, Spearman rank correlations showed that for owners, income was  
12 not related to number of learning methods used. For non-owners, higher income had a marginally  
13 significant ( $p=0.12$ ,  $p=.054$ ) association with using more learning methods, but it was not a strong effect.  
14 In addition, there was not a significant relationship between education and number of learning methods. It  
15 is also possible that participants with higher education or income did not use more learning methods but  
16 sought out more information from a given source (e.g., read more of the details from an owner's manual),  
17 which resulted in a better understanding of the system. Alternatively, the better performance of higher  
18 income and higher education individuals may reflect that the available information about ACC is not  
19 accessible to all drivers. As ACC becomes more commonly available, the barrier of cost is reduced.  
20 However, if training or marketing materials are created such that only young drivers or drivers who are  
21 highly educated or have a high income can understand how to use ACC safely, the benefits of ACC may  
22 not be experienced by drivers who do not fit these demographics. Future research should focus on  
23 developing training materials to be easy to understand for all segments of the population, so that drivers  
24 do not need to be young, highly educated, or have a higher income to understand how ACC works and  
25 benefit from this technology.

26 Level of experience with ACC was not a significant predictor of ACC knowledge for owners in  
27 our study, which is inconsistent with previous work showing that experience is associated with being  
28 more aware of ACC limitations (4, 14). However, in our study, experience was based on frequency of use,  
29 whereas in the previous studies, experience was measured by the length of time the participant had been  
30 using ACC. It is possible that drivers in our sample use ACC frequently when they drive but have only  
31 owned the system for a short period of time. Especially for owners who have not read their vehicle's  
32 manual, experience over a prolonged period of time may be required for them to experience firsthand  
33 many of the ACC limitations in order to build up a better understanding of the system. Even if they have  
34 read their owner's manual, limitations that are not experienced may be forgotten in as little as two months  
35 (11, 12). Once limitations are forgotten, it may take several months (or longer) for them to encounter  
36 situations that remind them of any forgotten limitations, which can then be reincorporated into their  
37 understanding of the system. Future studies could investigate training methods such as in-vehicle support  
38 that can periodically provide information about the ACC's capabilities and limitations to remind drivers  
39 of information that may have been forgotten (so that they do not have to wait until they experience that  
40 limitation) or to prevent knowledge from being forgotten in the first place.

41 We must note that survey data has inherent limitations. First, while we confirmed that owners'  
42 vehicles could be equipped with ACC, we had no way to verify that the owners actually owned the  
43 vehicle that they reported owning or that they had ACC, so our results are based on the assumption that  
44 all respondents were truthful. Second, correctly identifying certain limitations in a questionnaire does not  
45 necessarily mean that drivers will respond correctly or in a timely manner in a safety critical situation  
46 (e.g., 33). Future research will be needed to investigate whether the same factors that are related to ACC  
47 knowledge assessed through a questionnaire are also related to whether drivers use ACC more  
48 appropriately or respond quicker in critical scenarios.

49 We also acknowledge limitations with our knowledge questionnaire. The questionnaire contained  
50 items from previous work (18) and was further developed based on a review of the literature and existing  
51 ACC documentation (i.e., owner's manuals), along with input from our research group. However, there

1 was no efficacy assessment in the current study. In addition, we did not explicitly define what ACC  
2 having “difficulty” in a situation would be, and thus it is possible that there was variation in how  
3 participants interpreted the relevant questions. Further, the wording of the questions was unbalanced (e.g.,  
4 participants were asked to consider whether a given statement was true, instead of true or false), which  
5 may have also biased our results. Signal detection theory could be applied in future analyses to assess  
6 knowledge (i.e., sensitivity) independent of response bias (34). Future research could also verify our  
7 results with more balanced questions and assess the validity and reliability of the questionnaire.  
8

## 9 **CONCLUSIONS**

10 Our results suggest that as ACC continues to become more common in consumer vehicles, owners may  
11 be becoming more aware of some of its main limitations. However, a large portion of owners still have  
12 misperceptions about their system which could lead to overreliance and have dangerous consequences.  
13 Our results also suggest that the informational materials currently available are not effective in improving  
14 drivers’ knowledge of ACC, as the only learning method that was significantly associated with a better  
15 understanding of ACC was trial and error (although we could not isolate its individual effect among the  
16 other learning methods used). While trial and error may be associated with better knowledge of ACC  
17 among owners, non-owners who have never used ACC before had a similar level of knowledge about  
18 system limitations. Further research is needed to understand the relationship between experience with the  
19 system and ACC knowledge. However, learning by trial and error does not address risks in the early  
20 stages of use, thus additional training and education methods are required to support drivers’ early  
21 interactions with ACC. Our results suggest that lower age, higher education, and higher income level are  
22 associated with better knowledge of ACC. These findings highlight the need to develop better training  
23 materials to make the technology more accessible, so that all drivers can benefit from safe use of ACC.  
24

## 25 **ACKNOWLEDGMENTS**

26 This research was funded by the Natural Sciences and Engineering Research Council of Canada.  
27

## 28 **AUTHOR CONTRIBUTIONS**

29 The authors confirm contribution to the paper as follows: study conception and design: CD, BD; data  
30 collection: CD; analysis and interpretation of results: CD, BD; draft manuscript preparation: CD, BD. All  
31 authors reviewed the results and approved the final version of the manuscript. The authors do not have  
32 any conflicts of interest to declare.

## REFERENCES

1. SAE International. *Taxonomy and Definitions for Terms Related to Driving Automation Systems for On-Road Motor Vehicles*. SAE Standard J3016\_201806. 2018.
2. Toyota. *2020 Corolla E-Brochure*. 2019.  
[https://www.toyota.com/content/ebrochure/2020/corolla\\_ebrochure.pdf](https://www.toyota.com/content/ebrochure/2020/corolla_ebrochure.pdf). Accessed July 25, 2020.
3. United Nations Economic Commission for Europe (UNECE). *Proposal for a New UN Regulation on Uniform Provisions Concerning the Approval of Vehicles with Regards to Automated Lane Keeping System*. Report No. ECE/TRANS/WP.29/2020/81. UNECE, 2020.
4. Dickie, D.A., and L.N. Boyle. Drivers' Understanding of Adaptive Cruise Control Limitations. *Proceedings of the Human Factors and Ergonomics Society Annual Meeting*, 2009. 53(23):1806–1810.
5. Bianchi Piccinini, G.F., C.M. Rodrigues, M. Leitão, and A. Simões. Reaction to a Critical Situation during Driving with Adaptive Cruise Control for Users and Non-Users of the System. *Safety Science*, 2015. 72:116–126.
6. Jenness, J.W., N.D. Lerner, S. Mazor, J.S. Osberg, and B.C. Tefft. *Use of Advanced In-Vehicle Technology by Young and Older Early Adopters: Survey Results on Adaptive Cruise Control Systems*. Report No. DOT HS 810-917. U.S. Department of Transportation, NHTSA, 2008.
7. McDonald, A.B., D.V. McGehee, S.T. Chrysler, N.M. Askelson, L.S. Angell, and B.D. Seppelt. National Survey Identifying Gaps in Consumer Knowledge of Advanced Vehicle Safety Systems. *Transportation Research Record: Journal of the Transportation Research Board*, 2016. 2559(1):1–6.
8. Dikmen, M., and C.M. Burns. Autonomous Driving in the Real World: Experiences with Tesla Autopilot and Summon. *Proceedings of the 8<sup>th</sup> International Conference on Automotive User Interfaces and Interactive Vehicular Applications*, Ann Arbor, MI, 2016, pp. 225-228.
9. Abraham, H., B. Reimer, and B. Mehler. Learning to Use In-Vehicle Technologies: Consumer Preferences and Effects on Understanding. *Proceedings of the Human Factors and Ergonomics Society*, 2018. 62(1):1589–1593.
10. McDonald, A., Carney, C., and D.V. McGehee. *Vehicle Owners' Experiences with and Reactions to Advanced Driver Assistance Systems*. AAA Foundation for Traffic Safety, 2018.
11. Beggiato, M., M. Pereira, T. Petzoldt, and J. Krems. Learning and Development of Trust, Acceptance and the Mental Model of ACC. A Longitudinal on-Road Study. *Transportation Research Part F: Traffic Psychology and Behaviour*, 2015. 35:75–84.
12. Beggiato, M., and J.F. Krems. The Evolution of Mental Model, Trust and Acceptance of Adaptive Cruise Control in Relation to Initial Information. *Transportation Research Part F: Traffic Psychology and Behaviour*, 2013. 18:47–57.
13. Krake, A., R. Jonas, C. Hoyos, C. Crump, B. Lester, D. Cades, and R. Harrington. *Effects of Training on Learning and Use of an Adaptive Cruise Control System*. SAE Technical Paper 2020-01-1033. SAE, 2020.
14. Larsson, A.F.L. Driver Usage and Understanding of Adaptive Cruise Control. *Applied Ergonomics*, 2012. 43(3):501–506.
15. Lee, C., B. Seppelt, B. Reimer, B. Mehler, and J.F. Coughlin. Acceptance of Vehicle Automation: Effects of Demographic Traits, Technology Experience and Media Exposure. *Proceedings of the Human Factors and Ergonomics Society Annual Meeting*, 2019. 63(1):2066–2070.
16. Seppelt, B.D. *Supporting Operator Reliance on Automation through Continuous Feedback* (Doctoral dissertation). University of Iowa, 2009.
17. Abraham, H., C. Lee, S. Brady, C. Fitzgerald, B. Mehler, B. Reimer, and J.F. Coughlin. Autonomous Vehicles and Alternatives to Driving: Trust, Preferences, and Effects of Age. *Presented at 96<sup>th</sup> Annual Meeting of the Transportation Research Board*, Washington, D.C., 2017.
18. Beggiato, M. *Changes in Motivational and Higher Level Cognitive Processes When Interacting with In-Vehicle Automation* (Doctoral dissertation). Technischen Universität Chemnitz, 2015.
19. Jian, J.-Y., A.M. Bisantz, and C.G. Drury. Foundations for an Empirically Determined Scale of

- Trust in Automated Systems. *International Journal of Cognitive Ergonomics*, 2000. 4(1):53–71.
20. Chen, H.Y.W., and B. Donmez. What Drives Technology-Based Distractions? A Structural Equation Model on Social-Psychological Factors of Technology-Based Driver Distraction Engagement. *Accident Analysis and Prevention*, 2016. 91:166–174.
  21. Reimer, B., B. Mehler, J. Dobres, and J.F. Coughlin. *The Effects of a Production Level “Voice-Command” Interface on Driver Behavior: Reported Workload, Physiology, Visual Attention, and Driving Performance*. Technical Report No. 2013-17A. Massachusetts Institute of Technology AgeLab, 2013.
  22. Rothbaum, J., and A. Edwards. U.S. Median Household Income Was \$63,179 in 2018, Not Significantly Different From 2017. United States Census Bureau. <https://www.census.gov/library/stories/2019/09/us-median-household-income-not-significantly-different-from-2017.html>. Accessed July 28, 2020.
  23. Pew Research Center. America’s Shrinking Middle Class: A Close Look at Changes Within Metropolitan Areas. <http://www.pewsocialtrends.org/2016/05/11/americas-shrinking-middle-class-a-close-look-at-changes-within-metropolitan-areas/>. Accessed July 28, 2020.
  24. Seppelt, B.D., and J.D. Lee. Making Adaptive Cruise Control (ACC) Limits Visible. *International Journal of Human Computer Studies*, 2007. 65(3):192–205.
  25. Xiong, H., L.N. Boyle, J. Moeckli, B.R. Dow, and T.L. Brown. Use Patterns among Early Adopters of Adaptive Cruise Control. *Human Factors*, 2012. 54(5):722–733.
  26. Larsson, A.F.L., K. Kircher, and J.A. Hultgren. Learning from Experience: Familiarity with ACC and Responding to a Cut-In Situation in Automated Driving. *Transportation Research Part F: Traffic Psychology and Behaviour*, 2014. 27:229–237.
  27. Llaneras, R.E. *Exploratory Study of Early Adopters, Safety-Related Driving with Advanced Technologies. Final Report*. Report No. DOT HS 809 972. U.S. Department of Transportation, NHTSA, 2006.
  28. Mehlenbacher, B., M.S. Wogalter, and K.R. Laughery. On the Reading of Product Owner’s Manuals: Perceptions and Product Complexity. *Proceedings of the Human Factors and Ergonomics Society Annual Meeting*, 2002. 46(6):730–734.
  29. Noble, A.M., S.G. Klauer, Z.R. Doerzaph, and M.P. Manser. Driver Training for Automated Vehicle Technology – Knowledge, Behaviors, and Perceived Familiarity. *Proceedings of the Human Factors and Ergonomics Society Annual Meeting*, 2019. 63(1):2110–2114.
  30. Hardman, S., R. Berliner, and G. Tal. Who Will Be the Early Adopters of Automated Vehicles? Insights from a Survey of Electric Vehicle Owners in the United States. *Transportation Research Part D: Transport and Environment*, 2019. 71:248–264.
  31. Spurlock, C.A., J. Sears, G. Wong-Parodi, V. Walker, L. Jin, M. Taylor, A. Duvall, A. Gopal, and A. Todd. Describing the users: Understanding adoption of and interest in shared, electrified, and automated transportation in the San Francisco Bay Area. *Transportation Research Part D: Transport and Environment*, 2019. 71:283–301.
  32. Liljamo, T., H. Liimatainen, and M. Pöllänen. Attitudes and concerns on automated vehicles. *Transportation Research Part F: Traffic Psychology and Behaviour*, 2018. 59:24–44.
  33. Sarter, N.B., and D.D. Woods. Pilot Interaction with Cockpit Automation II: An Experimental Study of Pilots’ Model and Awareness of the Flight Management System. *The International Journal of Aviation Psychology*, 1994. 4(1):1–28.
  34. Macmillan, N.A., and C.D. Creelman. *Detection Theory: A User’s Guide*. Lawrence Erlbaum Associates, Mahwah, New Jersey, 2005.



**APPENDIX: ACC Knowledge Questionnaire Items**

ACC Knowledge Questionnaire, Part 1	
<b>Owners</b>	<p><b>Is the following statement about ACC true <u>for your vehicle</u>?</b>                      Yes; No; I don't know  <b>Please rate your confidence in this response</b>                      1 = Very low confidence to 7 = Full confidence, or NA if they answered I don't know</p>
<b>Non-owners</b>	<p><b>Is the following statement about ACC true <u>for any system</u>?</b>                      Yes; No; I don't know  <b>Please rate your confidence in this response</b>                      1 = Very low confidence to 7 = Full confidence, or NA if they answered I don't know</p>

Maintains a predetermined speed in an empty lane; Keeps a set distance to vehicles driving ahead in the same lane at a slower speed; Has full braking power; Allows you to choose how closely you would like to follow the vehicle ahead; Adjusts the speed to slower vehicles ahead; Works at very low speeds (under 30 km/h or 19 mph); Activates the brake lights when braking to slow the vehicle; Allows you to drive faster than the set speed by pressing the accelerator (gas) pedal; Can slow down to a complete stop; Can be deactivated by pressing the brake pedal; Returns to the predetermined speed after manually pressing the accelerator (gas) pedal; Deactivates if you are pressing the gas pedal; Can only be activated when Lane Keeping Assist is also active; Can be deactivated by turning the steering wheel; Alerts you when you are looking away from the road for too long; Deactivates if you look away from the road for an extended period of time; Alerts you when you have your hands off the wheel or do not steer for too long; Deactivates if you have your hands off the wheel or do not steer for an extended period of time; Warns when exceeding the current speed limit; Warns in case you need to intervene; Reacts to traffic lights and/or signs; Reacts to oncoming traffic; Adjusts speed before bends

ACC Knowledge Questionnaire, Part 2	
<b>Owners</b>	<p><b>Do you think the ACC <u>in your vehicle</u> might have difficulty in this situation?</b>                      Yes; No; I don't know  <b>Please rate your confidence in this response</b>                      1 = Very low confidence to 7 = Full confidence, NA if they answered I don't know</p>
<b>Non-owners</b>	<p><b>Do you think <u>any ACC system</u> might have difficulty in this situation?</b>                      Yes; No; I don't know  <b>Please rate your confidence in this response</b>                      1 = Very low confidence to 7 = Full confidence, NA if they answered I don't know</p>

Dirty or blocked vehicle sensors; Curvy roads; Construction zones; Approaching pedestrians or cyclists in the same lane; Vehicle cutting-in ahead of you; Approaching a very slow-moving vehicle ahead in the same lane; Approaching a stationary vehicle in the same lane; Approaching a motorcycle in the same lane; Vehicle ahead brakes suddenly; Hills; Very narrow lane; Very wide lane; City streets; Lane markings are faded or missing; Highways/freeways; Unpaved roads; Road merges or diverges (for example, entrance or exit ramps); Approaching a vehicle partially in the lane ahead; Heavy traffic; Approaching cross traffic; When the front and rear of the vehicle are not level (for example, due to heavy weight in the trunk); Road is wet due to rain or puddles; Extremely hot or cold weather; Poor weather (for example, heavy rain, snow, fog, etc.); Road is covered in snow, sand, etc.; Glare on the road surface (for example, from the sun); Glare towards the driver (for example, from the sun or oncoming vehicle headlights); GPS data is unavailable

*Note: Items in each part were randomized. Items that are underlined did **not** have the same correct answer across all systems. These items were excluded when we compared the percent of correct answers across owners and non-owners.*